

Skip Signals

Often, in a busy ice rink, it is difficult to hear any instruction from the skip.

For every shot to be played, the skip should signal

1. Line
2. Handle
3. Weight

In addition they may also indicate what they wish stones to do by moving their brush.



Line

The brush is placed by the skip, as a target to aim for. Line up and aiming to this target is a key focus of the delivery.






Handles

The skip will indicate with their right hand for a clock wise handle.

The skip will indicate with their left hand for an anti-clockwise handle.



The following images below show examples of weight signals.

Guard	Draw
	
Take out	
	

<p>Back ring</p> 	<p>Hack</p> 
<p>Barrier</p> 	<p>Clearing</p> 

Example of some combined shot signals

Hit & Roll



Tap Up



Freeze



Split



Tick

